

# Data Sheet

**DP-34045-3**

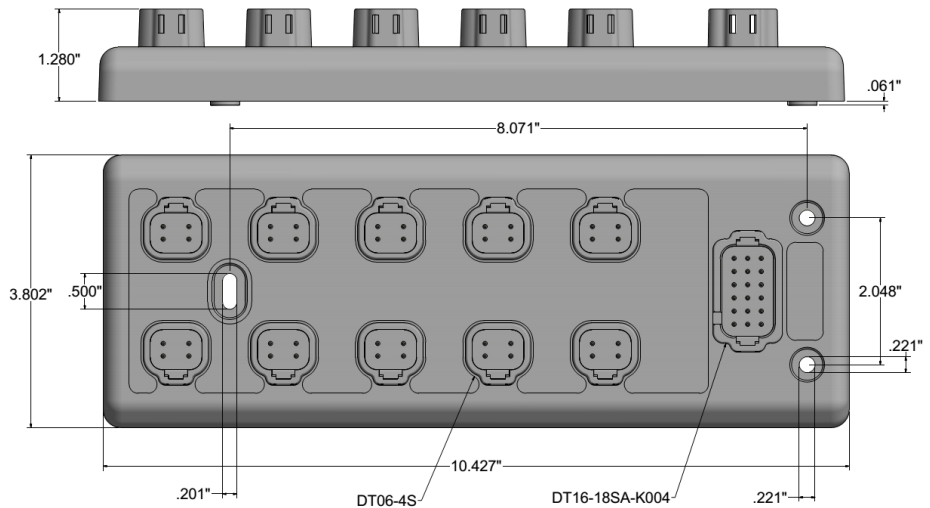
**XtremeDB Module**

**Molded Plastic**

**Passive module**

**For Outputs (PNP)**

**8...32V DC**



**Technical Data**

**16 Outputs (Digital)**

Housing	Molded plastic
Dimensions (l x W x h)	3.802 x 10.427 x 1.341 inch
Installation	Screw connection 3 x M5
Connections	
Operating Voltage and Outputs	18 pole DT16-18SA Socket
Outputs	10 x DT06-4S
Weight	1.5 lb
Operating Voltage	8-32V DC
Switching Current	13A per pin
Total Outputs	16, 2 mirrored ports (ports 7 & 9 and ports 8 & 10)
Total Output Current	26A
Operating Temperature	-40...85 °C
Storage Temperature	-45...85 °C
Protection	IP67

**Operating States (LEDs)**

**Color**

**Status**


OUT	Yellow	Left LED – Output A Right LED – Output B
-----	--------	---

**Characteristics of the inputs / Outputs ports**

Outputs	Voltage Output	
	Output Voltage	8...32V DC
	Switching Current	13A
	Total Current	max. 26A

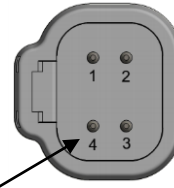
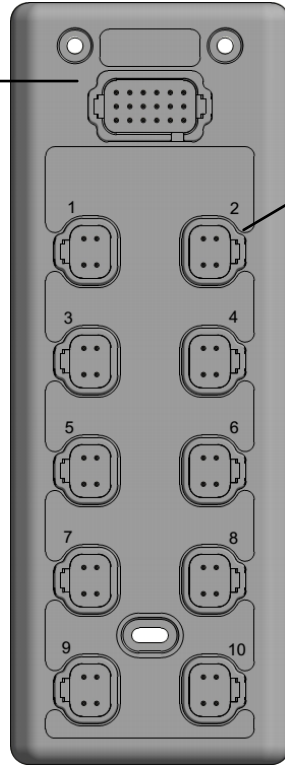
					Date	Name	<b>Data Sheet</b>  <b>XtremeDB</b> <b>Passive block for Outputs (PNP)</b>
				Originator	02.10.17	JNa	
				Approved	02.10.17	KGu	
Rev.	Description	Date	Name				<b>Art. No.: DP-34045-3</b>
a	Initial release	02.10.17	JNa	2/10/2017	DP-34045-3db.doc		

## Connecting elements



### Connections:

1. Port 1, Pin 4: Output 1A
2. Port 1, Pin 2: Output 1B
3. Port 2, Pin 4: Output 2A
4. Port 2, Pin 2: Output 2B
5. Port 3, Pin 4: Output 3A
6. Port 3, Pin 2: Output 3B
7. Port 4, Pin 4: Output 4A
8. Port 4, Pin 2: Output 4B
9. Port 5, Pin 4: Output 5A
10. Port 5, Pin 2: Output 5B
11. Port 6, Pin 4: Output 6A
12. Port 6, Pin 2: Output 6B
13. Port 7 & 9, Pin 4: Output 7A
14. Port 7 & 9, Pin 2: Output 7B
15. Port 8 & 10, Pin 4: Output 8A
16. Port 8 & 10, Pin 2: Output 8B
17. Ground
18. Ground



### Connections:

#### Power Ports 1 to 10

Pin 1 = Ground  
Pin 3 = Ground

#### Input/Output Ports 1 to 10

Port 1, Pin 4: Output 1A  
Port 1, Pin 2: Output 1B

Port 2, Pin 4: Output 2A  
Port 2, Pin 2: Output 2B

Port 3, Pin 4: Output 3A  
Port 3, Pin 2: Output 3B

Port 4, Pin 4: Output 4A  
Port 4, Pin 2: Output 4B

Port 5, Pin 4: Output 5A  
Port 5, Pin 2: Output 5B

Port 6, Pin 4: Output 6A  
Port 6, Pin 2: Output 6B

Port 7 & 9, Pin 4: Output 7A  
Port 7 & 9, Pin 2: Output 7B

Port 8 & 10, Pin 4: Output 8A  
Port 8 & 10, Pin 2: Output 8B

## Test standards and regulation

<i>Climatic test</i>	<i>Temperature Shock to EN 60068-2-14:2000-08</i>
<i>Mechanical resistance test</i>	<i>Vibration to JDQ 53.3 6.1.1 &amp; 6.1.2, level 4 Shock to EN 60068-2-27:2009, test Ea Bump to EN 60068-2-29:2009, test Eb IP protection to EN 60529:2000-09, test IP67</i>

				Date	Name	<b>Data Sheet</b> <b>XtremeDB</b> <b>Passive block for Outputs (PNP)</b>
			Originator	02.10.17	JNa	
			Approved	02.10.17	KGu	
Rev.	Description	Date	Name			<b>Art. No.: DP-34045-3</b>
a	Initial release	02.10.17	JNa	2/10/2017 DP-34045-3db.doc		
						Sheet 2 of 2